

Ahmed Teebi, MD MPH

@Teebi\_MD

7 Tweets • 2023-03-17 •  See on 

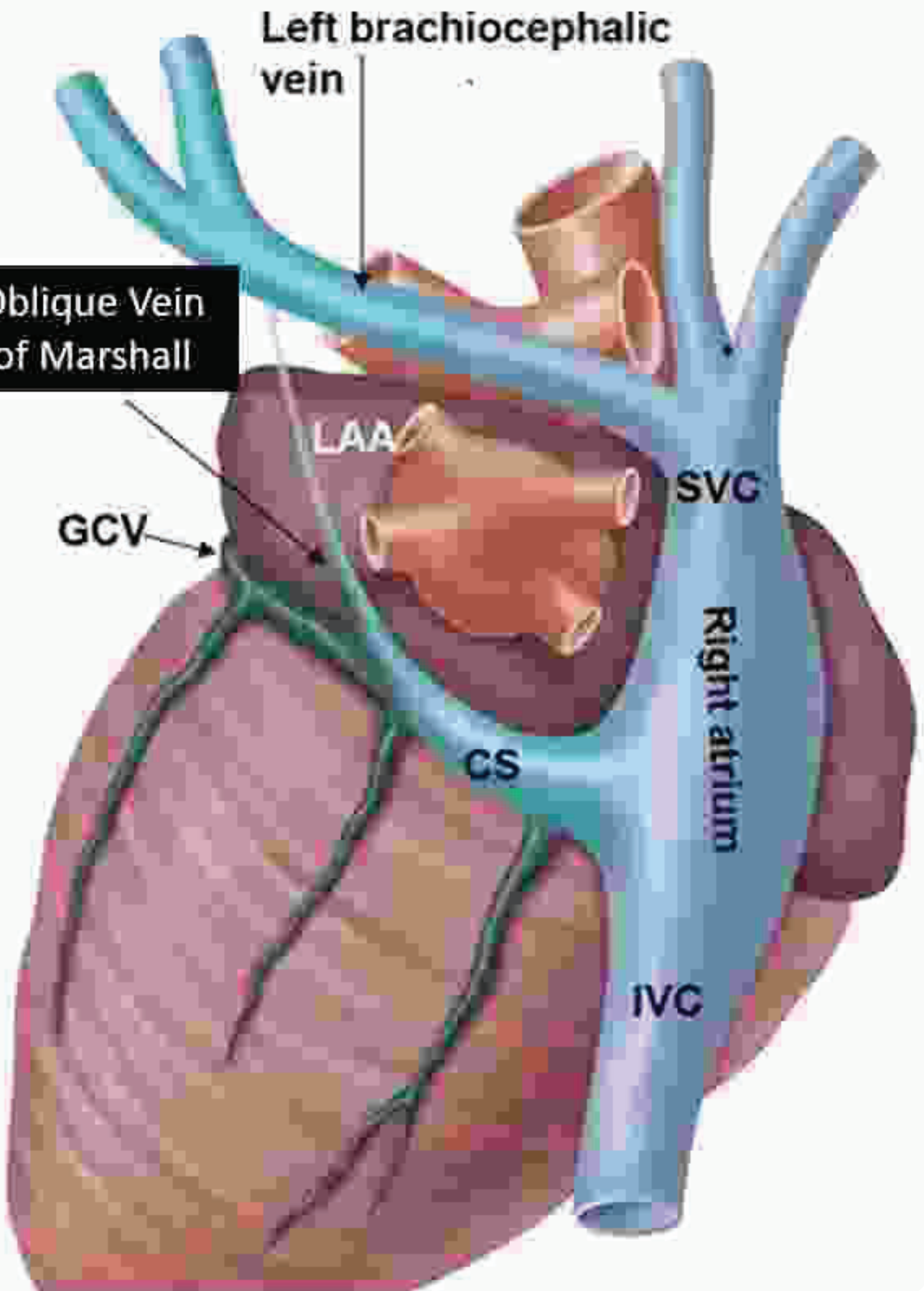
rattibha.com 

 Vein of Marshall.

Scrubbed in my 1st #AFib ablation +Vein of Marshall (VOM) alcohol ablation!

- ✓ What do u know about VOM ?
- ✓ What role it plays in arrhythmogenicity ?
- ✓ Why alcohol ablation for VOM in AFib ?
- ✓ PVI only vs PVI+VOM ablation ?

#CardioTwitter #EPeeps



Left brachiocephalic vein

Oblique Vein of Marshall

LAA

GCV

SVC

Right atrium

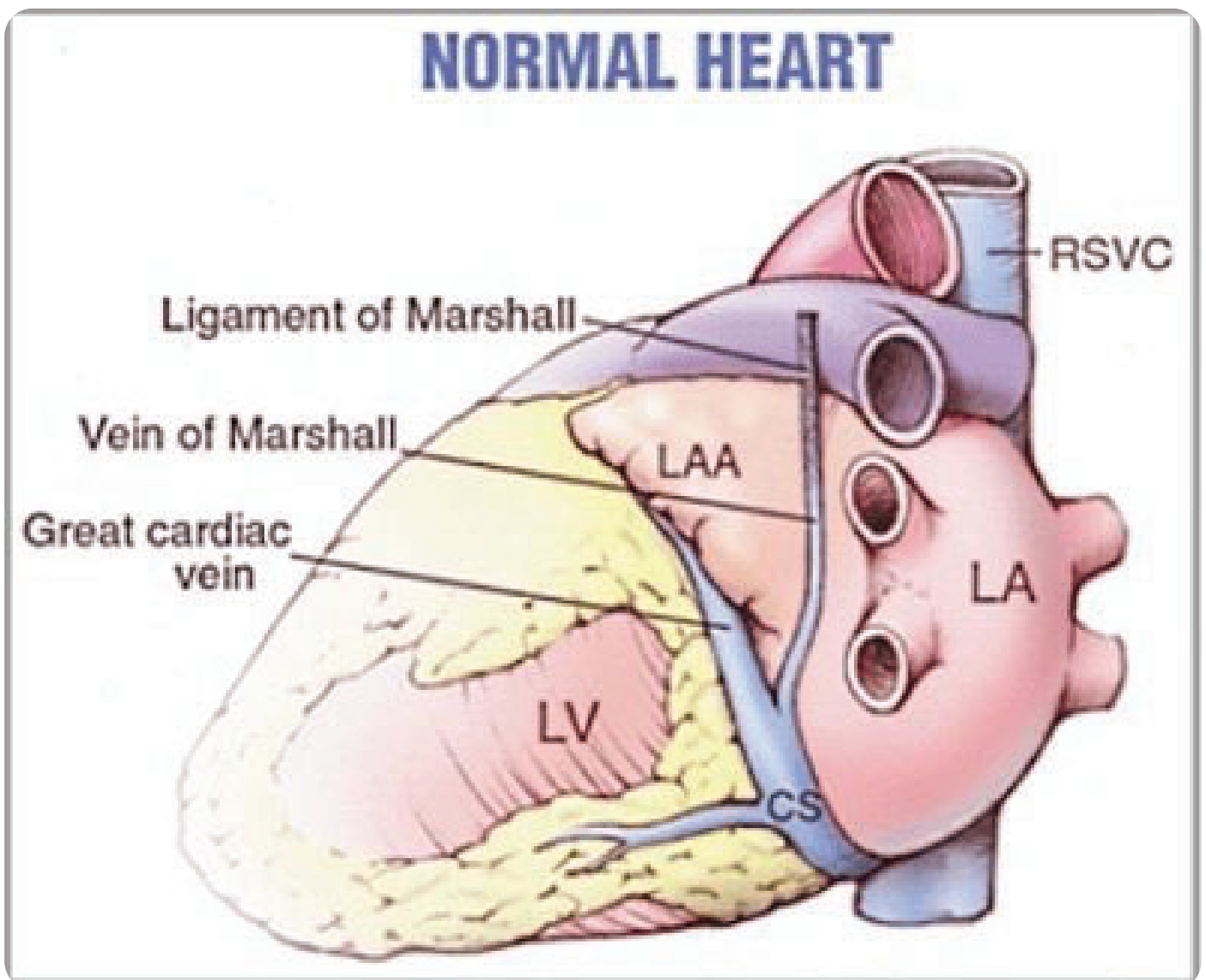
CS

IVC

## Vein of Marshall.

✓ VOM is an embryological remnant of the left superior vena cava (SVC). It is an "oblique" vein that drains into the [coronary sinus].

#CardioTwitter #MedTwitter #EPeeps #CardioEd



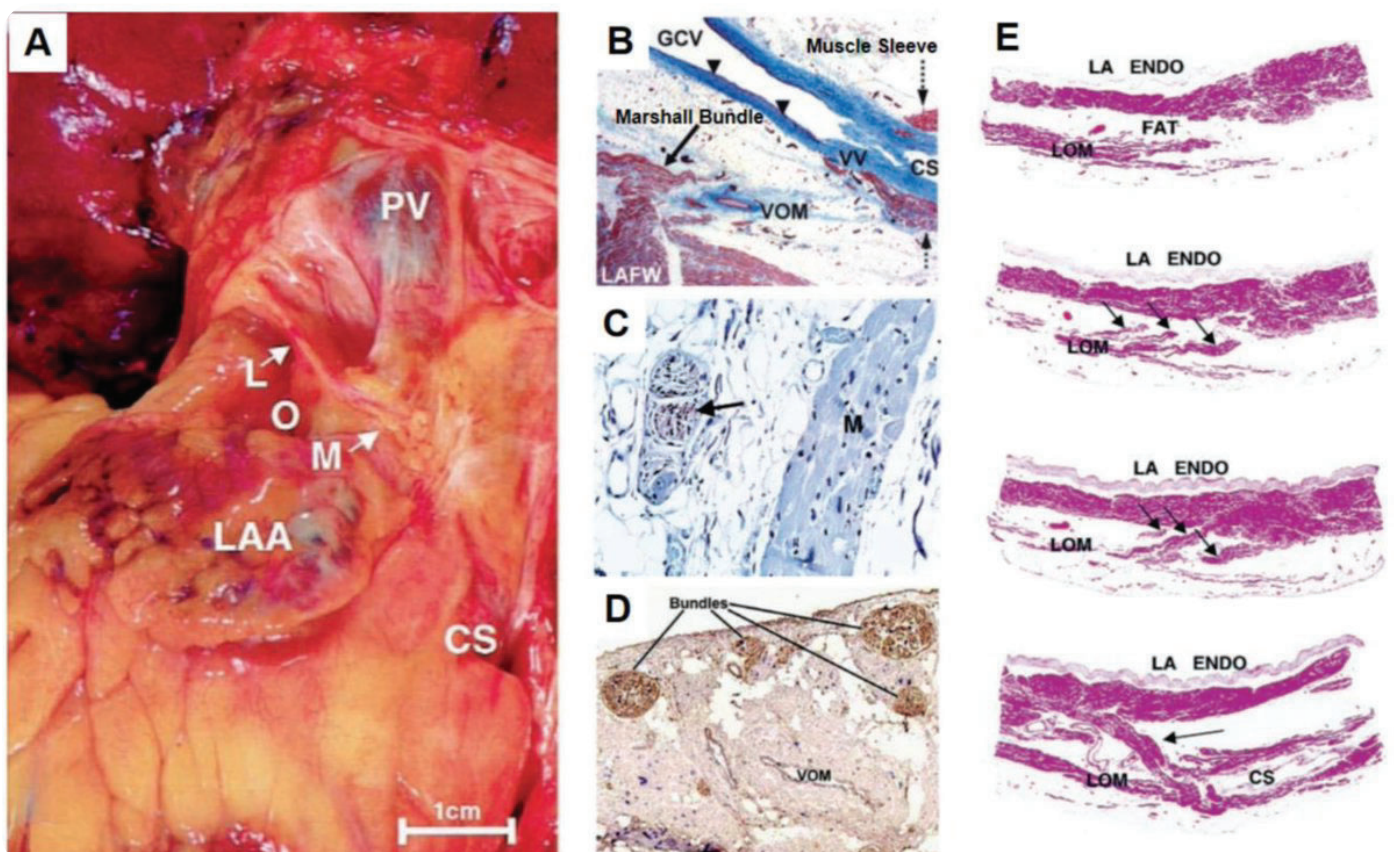
 Vein of #Marshall.

- ✓ VOM plays a key role in atrial arrhythmogenesis
- ✓ Has electrical interaction w/ pulmonary veins
- ✓ A source of ectopic beats that trigger #Afib

 Several studies confirmed that:

#CardioTwitter #MedTwitter #EPeeps #CardioEd

[https://doi.org/10.1016/S0735-1097\(00\)00819-6](https://doi.org/10.1016/S0735-1097(00)00819-6)

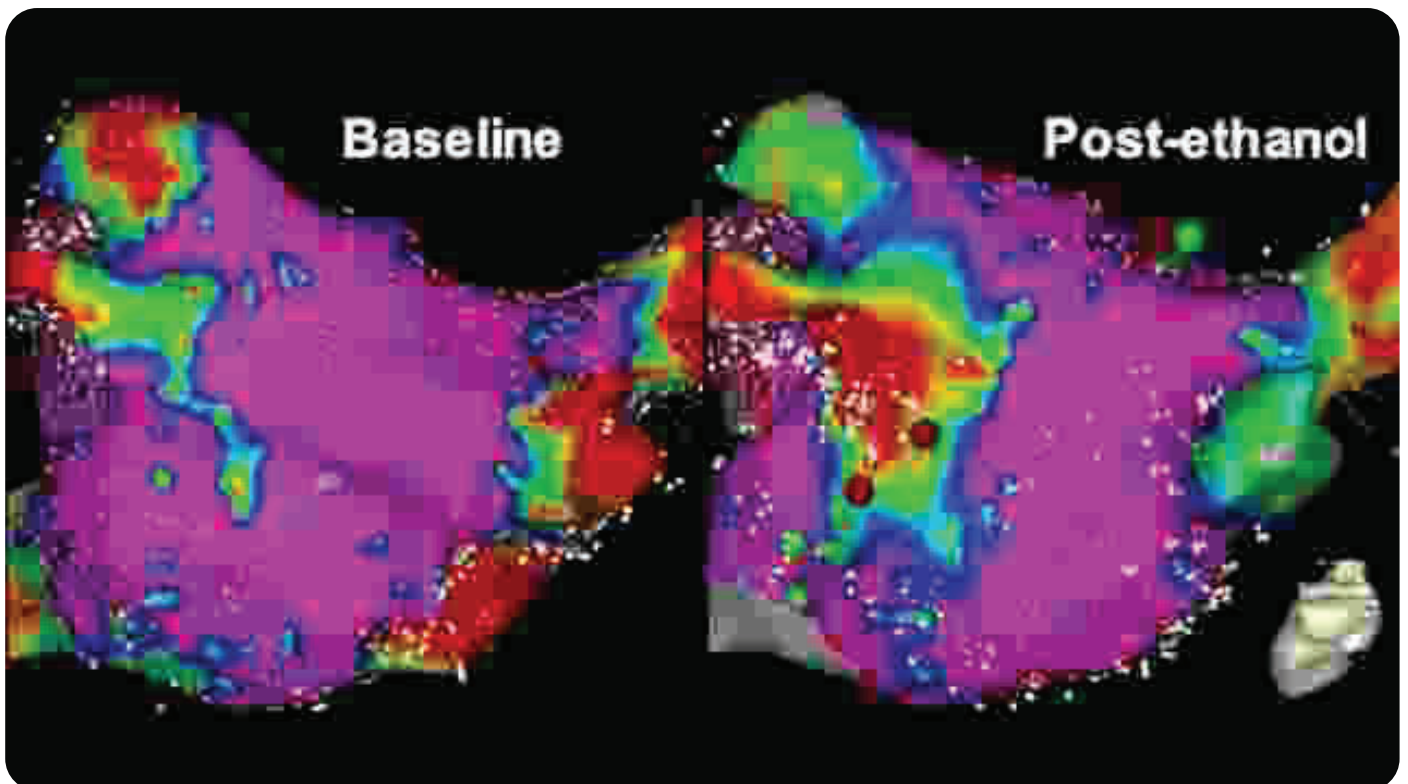


📖 Vein of #Marshall ablation ?

✅ VOM ablation is an effective method to create ablation in the mitral isthmus region.

✅ In persistent AF, catheter-based alcohol ablation of VOM improves outcomes of PV ablation for #AFib

#CardioTwitter #MedTwitter #EPeeps #CardioEd



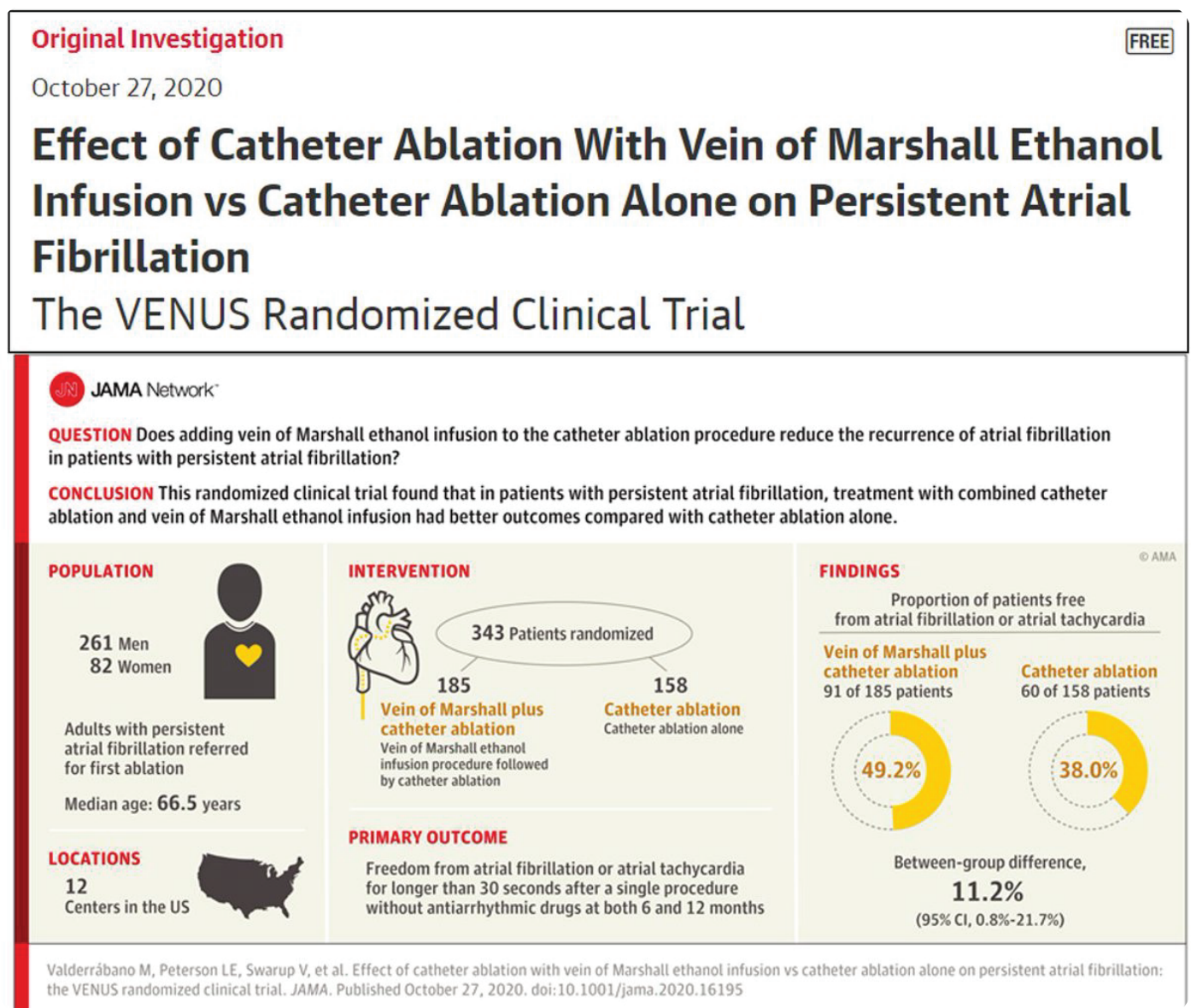


## Vein of #Marshall (VOM) ablation in #AFib

- ✓ #Venus trial studied the role of VOM ablation
- ✓ Randomized 343 pts with persistent #AFib
- ✓ (PVI alone) vs. (VOM ablation+ PVI)

 Results published in #JAMA 2020

#CardioTwitter #EPeeps



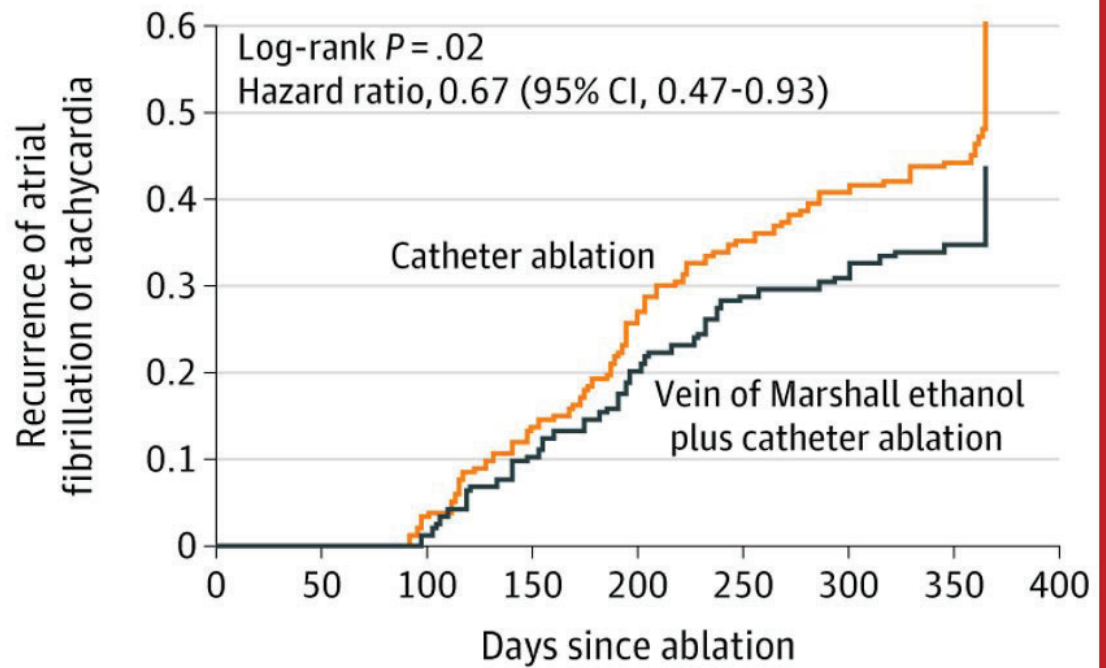
 Vein of #Marshall (VOM) ablation in #AFib!

✅ Better outcomes w VOM ablation vs. PVI alone.

✅ 33% lower risk of AFib recurrence at 1 year with VOM ablation

#CardioTwitter #EPeeps #MedTwitter

**B** Atrial fibrillation or tachycardia occurrence after single procedure in as-treated analysis




No. at risk

Vein of Marshall ethanol plus catheter ablation	155	151	145	129	111	100	95	77	58
Catheter ablation	158	157	148	132	110	95	86	69	54

Catheter ablation
  Vein of Marshall ethanol plus catheter ablation as randomized
  Vein of Marshall ethanol plus catheter ablation as treated



 Better outcomes with Vein of #Marshall (VOM) ablation in #AFib!

Free-of-AFib at 1 year:

➡ 49.2% with PVI + VOM ablation

➡ 38.0% with PVI alone

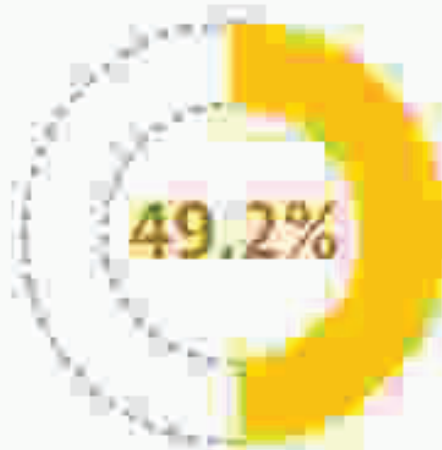
#CardioTwitter #EPeeps #MedTwitter

## FINDINGS

Proportion of patients free from atrial fibrillation or atrial tachycardia

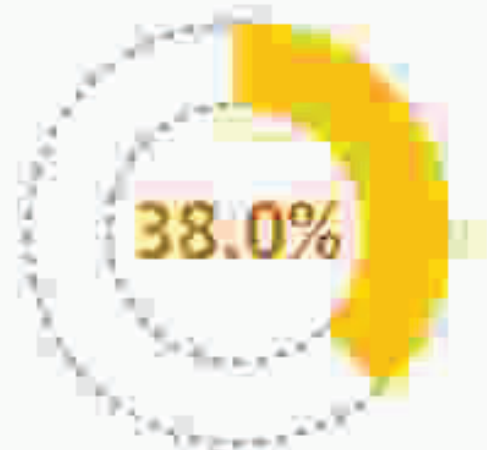
**Vein of Marshall plus catheter ablation**

91 of 185 patients



**Catheter ablation**

60 of 158 patients



Between-group difference,

**11.2%**

(95% CI, 0.8%-21.7%)

These pages were created and arranged by Rattibha services (<https://www.rattibha.com>)

The contents of these pages, including all images, videos, attachments and external links published (collectively referred to as "this publication"),

were created at the request of a user (s) from X. Rattibha provides an automated service, without human intervention, to copy the contents of tweets from X and publish them in an article style, and create PDF pages that can be printed and shared, at the request of X user (s). Please note that the views and all contents in this publication are those of the author and do not necessarily represent the views of Rattibha. Rattibha assumes no responsibility for any damage or breaches of any law resulting from the contents of this publication.